

Accessing Your Year-End Documents

To access your W2:

- Login to Employee Access on [Skyward](#)

SKYWARD®
BAINBRIDGE S. D. #303
BAINBRIDGE ISLAND SCHOOL DISTRICT

Login ID:

Password:

Sign In

Forgot your Login/Password?

05.20.10.00.12

Login Area: Employee Access

- Go to Employee Information → Payroll → W2 Information

Employee Access - 05.20.10.00.12 - Google Chrome
www2.wrdc.wa-k12.net/scripts/cgiip.exe/WService=wbainbrs71/semhom01.w

SKYWARD® BAINBRIDGE S. D. #303

Home Employee Information Time Off FastTrack Open Positions

Employee Information

- Personal Information
- Calendar
- Accounts Payable Payments
- Online Forms

Payroll

- Check History
- Check Estimator
- Calendar Year-to-Date
- Fiscal Year-to-Date
- Direct Deposit Information
- W2 Information
- W4 Information
- 1095 Forms
- Flex Information

Select the year you want to print and click “View W2 Form”

Home Employee Information Time Off FastTrack Open Positions

W2 Information

Views: W2 Information Filters: *Skyward Default

Year	Form	Date Created	Federal Wages	Federal Tax	Social Security Wages	Social Security Tax	Medicare Wages	Medical
2020	W-2	01/12/2021 10:32 am						

View W2 Form

How is my W2 calculated?

Enter your full Social Security Number, without the dashes.

Confirm Authorization

To confirm authorization to print this W2, enter the full Social Security Number of this employee:

Print Cancel

This will generate a PDF of your W2 that you can print and use to file your taxes.

W2 Information

Views: W2 Information Filters: *Skyward Default

Year	Form	Date Created	Federal Wages	Federal Tax	Social Security Wages	Social Security Tax	Medicare Wages	Medical
2020	W-2	01/12/2021 10:32 am	33,774.16	5,365.20	39,793.96	2,467.23	39,793.96	577.0

View W2 Form

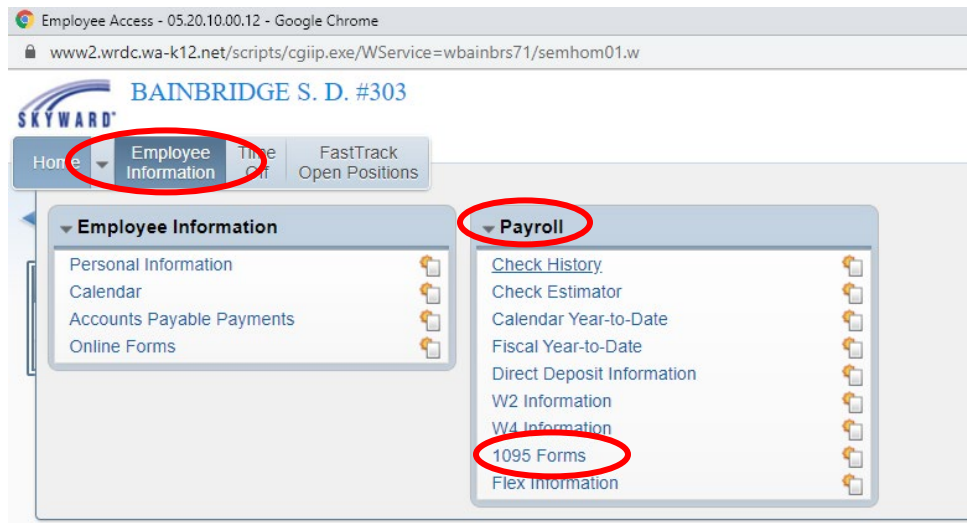
How is my W2 calculated?

2020W2 (9).pdf

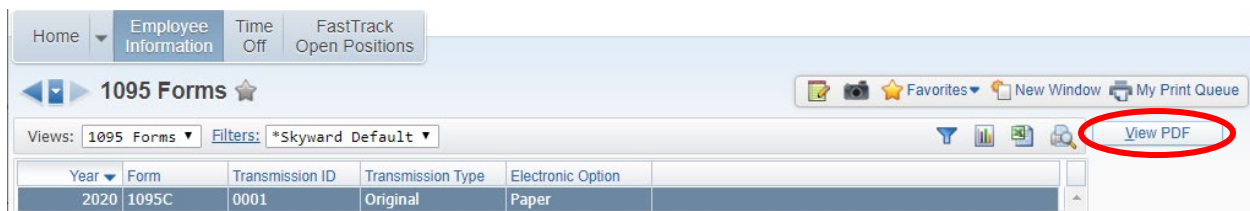
Show all

To access your 1095:

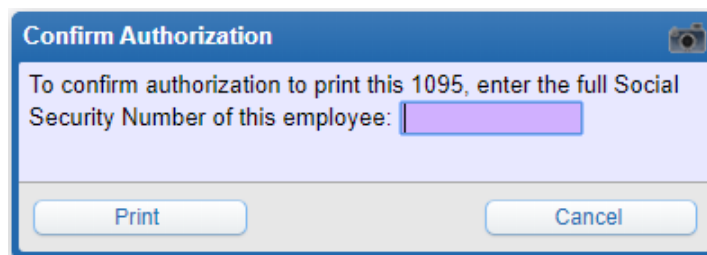
Navigate to Employee Information → Payroll → 1095 Forms



Select the year you want to print and click “View PDF”



Enter your Social Security Number, without the dashes.



This will generate a PDF of your 1095 that you can print for your records.

The screenshot displays a web application interface for managing 1095 forms. At the top, there are navigation tabs: Home, Employee Information, Time Off, and FastTrack Open Positions. Below these is a breadcrumb trail: < 1095 Forms. The interface includes a search bar, a 'View PDF' button, and a table with the following data:

Year	Form	Transmission ID	Transmission Type	Electronic Option
2020	1095C	0001	Original	Paper

A red circle highlights the bottom left corner of the application window, and a red arrow points from the table area to this circle. The bottom left corner contains a taskbar icon for a PDF file named '20201095 (2).pdf'.

If you have any questions about your year-end tax documents, please contact the Payroll Office!